



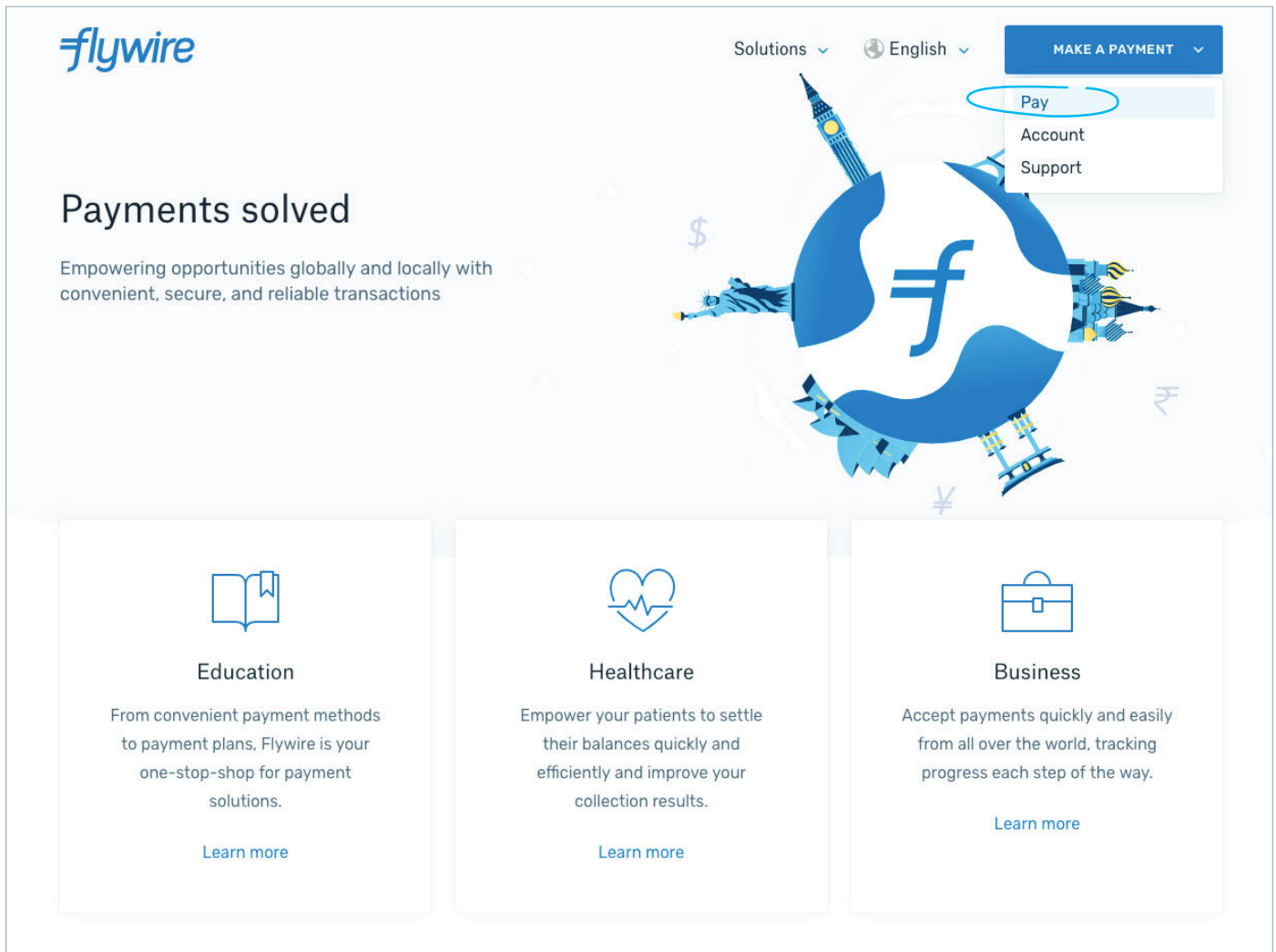
# Payer Guide

The student's guide to  
making international  
payments with Flywire



## Step 1: Get started

- Visit [www.flywire.com](https://www.flywire.com).
- Select “Make a Payment,” then select “Pay.”



The screenshot displays the Flywire website interface. At the top left is the Flywire logo. To its right are navigation links for 'Solutions' and 'English'. A blue button labeled 'MAKE A PAYMENT' is positioned in the top right corner. A dropdown menu is open from this button, with the 'Pay' option circled in red. Below the navigation bar, the main heading 'Payments solved' is followed by the tagline 'Empowering opportunities globally and locally with convenient, secure, and reliable transactions'. A large graphic of a globe with a blue equals sign and currency symbols is centered. Below the globe, three service categories are listed: Education, Healthcare, and Business, each with an icon, a brief description, and a 'Learn more' link.

**flywire**


Solutions ▾ English ▾

**MAKE A PAYMENT** ▾

Pay  
Account  
Support

## Payments solved


Empowering opportunities globally and locally with convenient, secure, and reliable transactions



### Education

From convenient payment methods to payment plans, Flywire is your one-stop-shop for payment solutions.


[Learn more](#)



### Healthcare

Empower your patients to settle their balances quickly and efficiently and improve your collection results.

[Learn more](#)



### Business


Accept payments quickly and easily from all over the world, tracking progress each step of the way.



[Learn more](#)


FLYWIRE.COM

## Step 2: Find your institution


- Enter the name of the institution you want to pay, or select them from the drop-down menu.



Solutions English 

MAKE A PAYMENT 


### Find the institution you want to pay

Browse 

CONTINUE


[Can't find who you want to pay?](#)  
Getting bills through Flywire Invoicing? [Find my bill](#)


### How it works



#### Send your funds to us

Choose your preferred method—bank transfer or credit card—and receive payment instructions





#### Institution receives your funds

We receive, convert, and deliver the funds to the institution, notifying you each step of the way

### Step 3: Enter your country and payment amount

- Choose your home country from the drop-down menu.
- Enter the exact payment amount you owe.

#### Tell us about your payment

You pay from

Country (\*)  
China

Your institution gets

\$

Amount (\*)  
5,000.00



NEXT →


## Step 4: Select your payment method

Based on your country selection, Flywire will automatically display your local currency rate with the appropriate payment options, such as traditional bank transfer or debit/credit card payment.

- Traditional bank transfer (also known as a wire) is the most cost-effective method. Please note that to complete the payment you will need to make arrangements with your bank (in person, online, or over the phone) and send your funds to Flywire in your chosen currency.
- Debit/credit card will allow you to make an online payment in your home currency. Contrary to a traditional international credit card payment, Flywire handles the foreign exchange so you will know the exact amount that will be deducted from your account before you make your payment. Please note that credit card payments are not available in every country.
- Flywire will then convert your currency and pay your institution.
- If you select your home country, but you don't see your home currency, don't worry — you can always pay in the currency of your institution or select a different currency by clicking the “I want to pay in another currency” link at the bottom of the page. Although the process and benefits will remain the same, your bank will handle the foreign exchange before sending the funds to Flywire.

### Select your preferred payment method

**Best Price Guaranteed** We will beat your bank's rate 




国内银行间人民币转账 Domestic RMB Transfer 需上传学校出具的付款通知

**CNY32,536.00**

[More info](#)

[SELECT](#)




支付宝 - (Alipay.com)

**CNY32,536.00**

[More info](#)

[SELECT](#)




银联卡 - (UnionPay)

**CNY32,536.00**

[More info](#)

[SELECT](#)




网上银行 eBanking 需上传学校出具的录取通知

**CNY32,699.00**

[More info](#)

[SELECT](#)




MasterCard in RMB

**CNY33,768.00**

[More info](#)

[SELECT](#)




VISA in RMB

**CNY33,768.00**

[More info](#)

[SELECT](#)

[I want to pay in another currency](#)

 [Click for Live Chat Support](#)


FLYWIRE.COM

## Step 5: Enter the payer's information

- Enter the payer's personal details and contact information.
- Agree to Flywire's terms and conditions by checking the box at the bottom of the form.
- Click Next to continue.

### Provide information about the payer

#### Payer Information

First name (*)	Middle name
Family name (*)	Address 1 (*)
Address 2	City (*)
State / Province / Region	Zip code / Postal Code
<div> Phone number (*) +86</div>	Email (*)

#### Payer Information

Sender's full name on National Identity Card ...

☐ I have read, understand, and agree to the Flywire [Terms of Use](#) and [Privacy Policy](#)

← PREVIOUS

NEXT →

## Step 6: Enter the student's contact information

- Enter the student's personal details and contact information.
- Click Next to continue.

### Provide information requested by your institution

#### Contact Information

The person filling out this form is (\*)

#### Student Information

Payment Type	If Other, please specify:
Student ID (*)	First / Given Name (*)
Middle Name	Last name/Surname/Family Name (*)
Student Email Address (*)	Program of Study (*)
Expected year of program completion (*)	

← PREVIOUS

NEXT →

## Step 7: Review and confirm your information

- Review the payer and student's information for accuracy. Use the "Previous" button if you would like to edit your information.
- Click Next to continue.

### Review & confirm payment information

Payment Information	You will send <b>CNY31,612.00</b>  Country <b>China</b>	Bryn Mawr College will receive <b>\$5,000.00</b>
---------------------	---	---

---

Payment Method	Payment Option <b>国内银行间人民币转账 Domestic RMB Transfer</b>
----------------	---

---

Payer Information	First name <b>Zhimin</b>	Middle name <b>-</b>
	Family name <b>Li</b>	Address 1 <b>63 RENMIN LU</b>
	Address 2 <b>-</b>	City <b>Qingdao Shi</b>
	State / Province / Region <b>Shandong</b>	Zip code / Postal Code <b>266033</b>
	Country <b>China</b>	Phone number <b>+86 14-59879335</b>
	Email <b>zli@gmail.com</b>	Sender's full name on National Identity Card <b>Zhimin Zhao Li</b>

---

Contact Information	The person filling out this form is <b>Student</b>
---------------------	---

---

Student Information	Payment Type <b>Tuition</b>	If Other, please specify: <b>-</b>
	Student ID <b>8745676</b>	First / Given Name <b>Zhimin</b>
	Middle Name <b>Zhao</b>	Last name/Surname/Family Name <b>Li</b>
	Student Email Address <b>zli@gmail.com</b>	Program of Study <b>Undergraduate program</b>
	Expected year of program completion <b>2019</b>	


← PREVIOUS

NEXT →



## Step 8: For bank transfer payments: Review your payment instructions and make your payment

- Review and submit your payment to Flywire using the payment instructions provided.



ContactHelpHL SalvadorEnglish

Follow the steps below to pay before March 29, 2018 or your payment will be cancelled automatically.

\$5,000.00  
to your institution

Status  
● Payment pending

Payment ID  
PTU490985358

You


Flywire


Destination


1

### Decide how you'd like to complete your bank transfer

Send your funds to Flywire so we can deliver your payment to the recipient. Most banks allow you to transfer funds via

 **Online banking**  
Log in to your online account to transfer the funds.


 **Telephone**  
Call your bank to make your transfer.


 **In-person visit**  
Go to your bank to request the transfer.


Add this payment to your Flywire account


ADD PAYMENT


Manage your payment


 Edit payment details

 SMS notifications

 Confirm funds were sent

 Change payment method

 Cancel this payment

 Download payment receipt  
Available once your payment is delivered to the institution

GREAT LINK TO BU

Share your payment

SHARE

2

### Make the bank transfer to Flywire

Use the payment instructions below to send the money to us. Keep in mind that it would take 2-3 business days to arrive to us

Amount to pay:	CNY31,883.00
Reference / Payment ID:	PTU490985358 <small>You must include this reference</small>
IBAN:	
Beneficiary Bank:	Banco Santander
Beneficiary Bank Address:	
Beneficiary:	FLYWIRE
Beneficiary Address:	

Notes:  
Lorem ipsum dolor sit amet, consectetur adipiscing elit. Maecenas mollis sagittis orci sit amet malesuada. Praesent nisl dui, lobortis id suscipit eget, vulputate pretium risi. Curabitur eleifend bibendum libero, sed tempus nulla porta blandit.

DOWNLOAD INSTRUCTIONS FOR THE BANK TRANSFER

3

### Only when the bank transfer is made, let us know you have made the bank transfer by clicking on I've sent the funds.

You will get an email and you will be able to track your transfer status.

I'VE SENT THE FUNDS

FLYWIRE.COM

## Step 8: For credit card payments: Enter your card details

- Enter your card number, name, expiration date, and security code.
- Enter your information within 15 minutes to avoid your session timing out.
- Click Make Payment to continue.

\$5,000.00

● Payment pending

Payment status

Follow the steps below to pay before March 29th 2018 or your payment will be cancelled automatically.

Payment details

You're sending  
CNY31,833.00

They're receiving  
\$5,000.00

Payment ID  
PTU490985358

Payment details

\* Indicates a required field

Card number \*

Cardholder's name \*

Expiry date \*

Month

Year

Security code

789

Last 3 digits on the back of card

Contact details

+34 432 543 123, zli@gmail.com

Cancel payment

Make Payment

ADD THIS PAYMENT TO YOUR ACCOUNT

Manage your payment

SMS notifications

Cancel payment

POWERED BY

St. Olaf College address: 1520 St. Olaf Ave

Copyright ©Flywire. 2009-2018 All rights reserved. Flywire is a trademark of Flywire Corporation.

FLYWIRE.COM

## Need help?

### Customer Support Phone Numbers :

USA Toll free +1 800 346 9252

USA Local number +1 617 207 7076

Spain +34 96 065 3947

Canada +1 647 930 9424

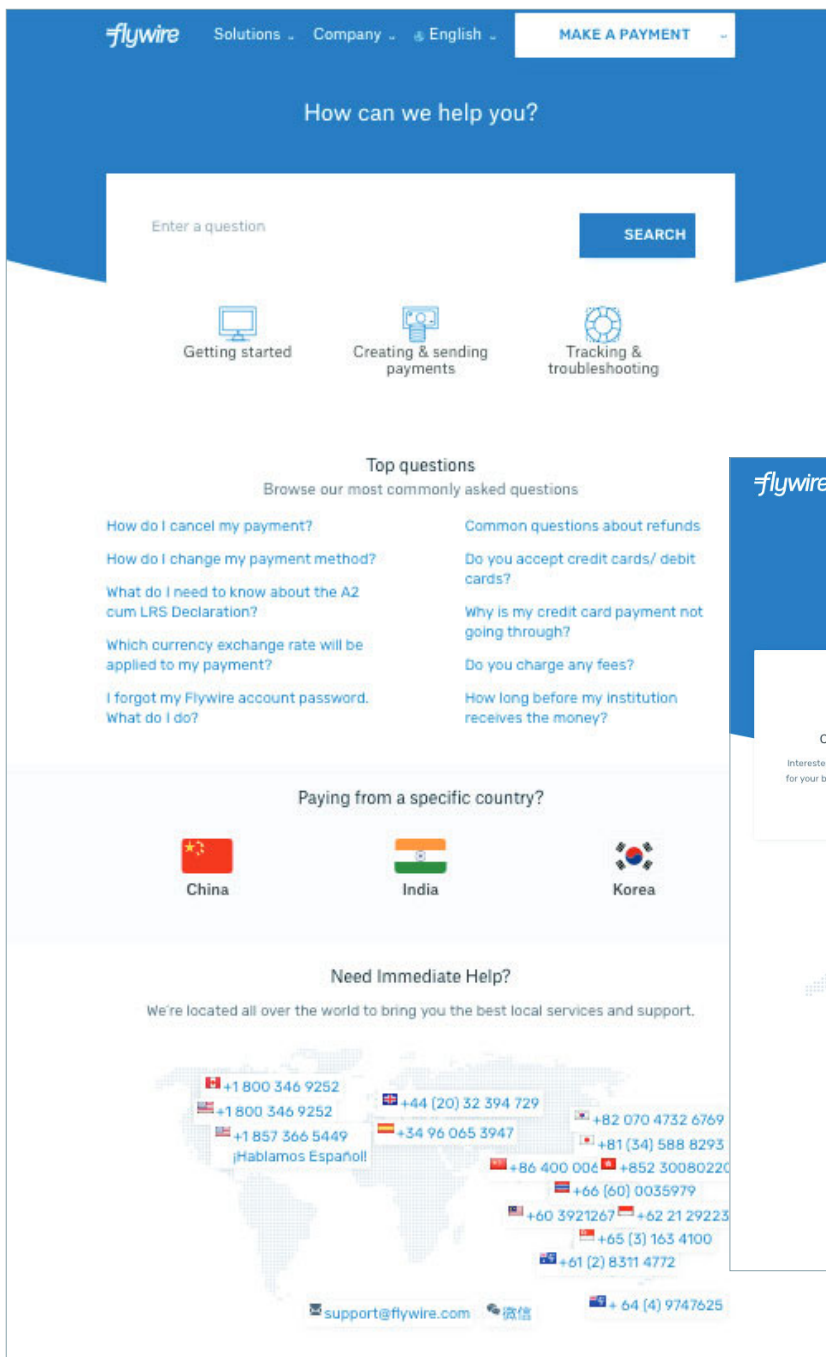
Australia +61 (2) 800 69 729

United Kingdom +44 (20) 32 394 729

Hong Kong +852 30 184 814

South Korea +82 070 4732 6769

 [flywire.com/support](https://flywire.com/support)



The screenshot shows the Flywire support page. At the top, there's a navigation bar with the Flywire logo, links for Solutions, Company, and English, and a 'MAKE A PAYMENT' button. Below the navigation bar, a large blue banner asks 'How can we help you?'. Underneath, there's a search bar with the placeholder text 'Enter a question' and a 'SEARCH' button. Below the search bar, there are three icons representing different support categories: 'Getting started', 'Creating & sending payments', and 'Tracking & troubleshooting'. Further down, there's a section titled 'Top questions' with the subtitle 'Browse our most commonly asked questions'. This section lists several questions, such as 'How do I cancel my payment?', 'How do I change my payment method?', 'What do I need to know about the A2 cum LRS Declaration?', 'Which currency exchange rate will be applied to my payment?', 'I forgot my Flywire account password. What do I do?', 'Common questions about refunds', 'Do you accept credit cards/ debit cards?', 'Why is my credit card payment not going through?', 'Do you charge any fees?', and 'How long before my institution receives the money?'. Below this, there's a section titled 'Paying from a specific country?' with flags for China, India, and Korea. At the bottom, there's a section titled 'Need Immediate Help?' with a world map showing various phone numbers and contact information for different regions.

**flywire** Solutions Company English MAKE A PAYMENT

How can we help you?

Enter a question SEARCH

Getting started Creating & sending payments Tracking & troubleshooting

**Top questions**  
Browse our most commonly asked questions

How do I cancel my payment? Common questions about refunds  
How do I change my payment method? Do you accept credit cards/ debit cards?  
What do I need to know about the A2 cum LRS Declaration? Why is my credit card payment not going through?  
Which currency exchange rate will be applied to my payment? Do you charge any fees?  
I forgot my Flywire account password. What do I do? How long before my institution receives the money?

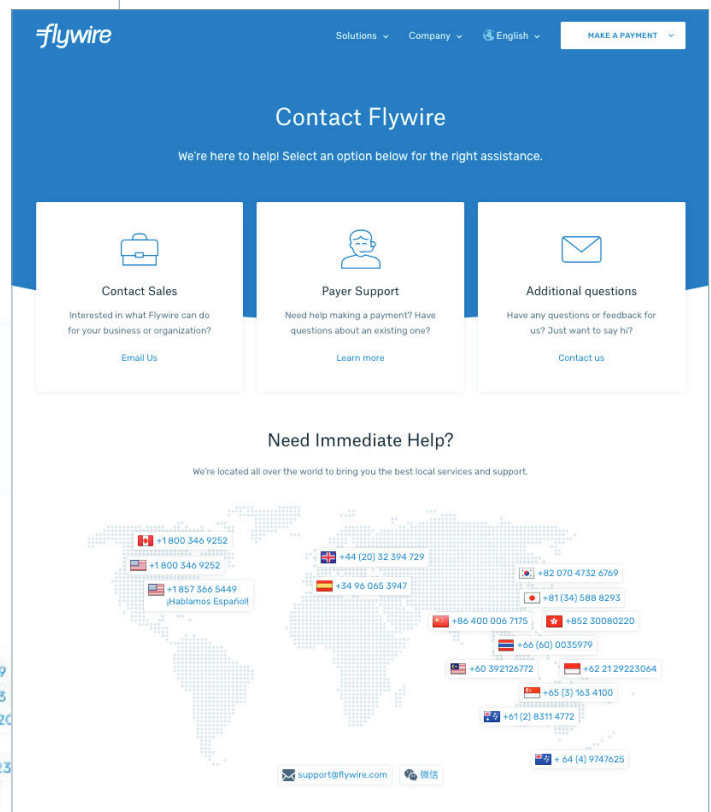
**Paying from a specific country?**

China India Korea

**Need Immediate Help?**  
We're located all over the world to bring you the best local services and support.

+1 800 346 9252 +1 800 346 9252 +1 857 366 5449 (Hablamos Español) +44 (20) 32 394 729 +34 96 065 3947 +86 400 006 +82 070 4732 6769 +81 (34) 588 8293 +66 (60) 0035979 +60 39212672 +62 21 29223 +65 (3) 163 4100 +61 (2) 8311 4772 support@flywire.com 微信 +64 (4) 9747625

 [flywire.com/contact](https://flywire.com/contact)



The screenshot shows the Flywire contact page. At the top, there's a navigation bar with the Flywire logo, links for Solutions, Company, and English, and a 'MAKE A PAYMENT' button. Below the navigation bar, a large blue banner asks 'Contact Flywire' with the subtitle 'We're here to help! Select an option below for the right assistance.' Below the banner, there are three main sections: 'Contact Sales' (Interested in what Flywire can do for your business or organization? Email Us), 'Payer Support' (Need help making a payment? Have questions about an existing one? Learn more), and 'Additional questions' (Have any questions or feedback for us? Just want to say hi? Contact us). Below these sections, there's a section titled 'Need Immediate Help?' with the subtitle 'We're located all over the world to bring you the best local services and support.' This section features a world map with various phone numbers and contact information for different regions.

**flywire** Solutions Company English MAKE A PAYMENT

**Contact Flywire**  
We're here to help! Select an option below for the right assistance.

**Contact Sales**  
Interested in what Flywire can do for your business or organization?  
Email Us

**Payer Support**  
Need help making a payment? Have questions about an existing one?  
Learn more

**Additional questions**  
Have any questions or feedback for us? Just want to say hi?  
Contact us

**Need Immediate Help?**  
We're located all over the world to bring you the best local services and support.

+1 800 346 9252 +1 800 346 9252 +1 857 366 5449 (Hablamos Español) +44 (20) 32 394 729 +34 96 065 3947 +86 400 006 7175 +82 070 4732 6769 +81 (34) 588 8293 +66 (60) 0035979 +60 39212672 +62 21 29223044 +65 (3) 163 4100 +61 (2) 8311 4772 support@flywire.com 微信 +64 (4) 9747625